



REVEAL
SPIRITUAL LIFE SURVEY REPORT

Fellowship Bible Church

October 2009

Table of Contents

Understanding Your Report	2
REVEAL Spiritual Vitality Index	5
Church Profile	
Demographics	7
Church Tenure	8
Church's Role	9
Senior Pastor Profile	12
Spiritual Growth Report	
Spiritual Continuum Profile	17
Catalysts of Spiritual Growth	18
Barriers to Spiritual Growth	35
Executive Summary	
Spiritual Vitality Index Recap	44
Spiritual Vitality Index Observations	45
REVEAL Summary Observations	46

Understanding Your Report

Spiritual Life Survey Approach

- The Spiritual Life Survey captures insights for church leaders on the spiritual health of their congregation and the role the church plays in their spiritual growth.
- It includes over 80 questions about an individual's spiritual attitudes, beliefs, needs and behaviors as well as participation and satisfaction with local church activities.
- Church findings are compared to a diverse sample of churches around the country
 - A diversity of church styles, locations and multiple denominations (Baptist, Presbyterian, Methodist, etc.) are represented.
- The survey is fielded on a web-only platform; participation is voluntary.

Spiritual Life Survey Results

- Individual church responses range from 5%-75% of weekly attendance.
- Fellowship Bible Church responses = 587 (33% of your weekend attendance)

Understanding Your Report

Template Design





- This report template was designed in a simplified format to help you understand the most important findings from your church.
- We have included important information for each slide in the “notes” section. Please check this section in order to find answers to questions you may have, such as “What is the definition of being spiritually stalled?” or “What was the question that was asked that led to this result?”

Accessing the Notes Section

1. Click on “View” in the toolbar
2. Click on “Notes Page”

Understanding Your Report

Total Sample Comparison

- We compared your church's results to the total sample of churches using the following format:
 - **An upward arrow**  means the response is at least 20%, but less than 50% *greater* than the total sample average.
 - **Two upward arrows**  mean the response is at least 50% *greater* than the total sample average.
 - **A downward arrow**  means the response is at least 20%, but less than 50% *lower* than the total sample average.
 - **Two downward arrows**  mean the response is at least 50% *lower* than the total sample average.
 - **Note:** There is an additional indicator that may appear on slides 17, 42, and 43:
 - **A "dotted line" response** "----" means the response is close to the total sample's response (within 19% either greater or lower than the total sample).

REVEAL Spiritual Vitality Index for Fellowship Bible Church

This involves how often people study the Bible, reflect on Scripture, pray, experience solitude and journal.

Personal Spiritual Practices

This reflects how well the church provides spiritual challenge, in-depth Bible teaching, a sense of belonging, etc.

Church's Role

69

Faith in Action

What Your Score Means

(Ranking compared to REVEAL database)

86+ =	Top 5%
83-85 =	Top 10%
76-82 =	Top 25%
70-75 =	Upper 50%
<70 =	Lower 50%

This reflects people's faith-based behaviors, such as serving those in need and evangelism.

This one-number index score shows you how well you're doing at helping your people grow spiritually, compared with all other churches in REVEAL's database.

Profile of Fellowship Bible Church

- **Church Demographics**
- **Church Tenure**
- **Church's Role**
 - What Your People Want Most from Your Church
 - What's Working at Your Church
 - Top Five Priorities for Your Church
- **Senior Pastor Profile**
 - Most Important Activities
 - What the Senior Pastor Does Best
 - Top Five Priorities for the Senior Pastor

Fellowship Bible Church's Demographics

Demographics		
Base Size	587	
Age 19-29	14%	
Age 30-49	42%	
Age 50+	44%	↑
Diversity: Non White, including Hispanics	12%	↑
Children under 18 at home	33%	↓
Education (% college degree or higher)	74%	↑
Married	66%	
Income under \$30K	11%	
Income \$30K-\$74,999	37%	
Income \$75K or more	52%	

Fellowship Bible Church's Tenure

Church Tenure	
Base Size	587
Less than one year	11%
One to five years	44%
Six to ten years	17%
More than ten years	28%

What Your People Want Most from Fellowship Bible Church

Church Needs (In order of Importance)	Importance Score (Scale: 6 is high; 1 is low)
Helps me understand the Bible in depth	5.6
Help develop personal relationship with Christ	5.5
Church leaders model how to grow	5.3
Provides strong programs for children	5.2
Challenges me to grow	5.2
Encourages me to take responsibility for my growth	5.2
Provides chance to grow with others	5.2
Helps me develop prayer life	5.1
Provides compelling worship	5.1
Provides clear pathway to guide growth	5.0

Church Needs (In order of Importance)	Importance Score (Scale: 6 is high; 1 is low)
Helps me feel like I belong	5.0
Incorporates Communion	4.9
Empowers me to go out "on my own"	4.9
Helps me in my time of emotional need	4.9
Encourages accountability	4.9
Provides chance to serve those in need	4.9
Promotes a strong serving culture	4.8
Inspires a sense of church ownership	4.6
Sets clear expectations	4.6

Based on your church sample size of 587

What Your People Say Works Best at Fellowship Bible Church

Church Needs (Ranked in order from high to low)	Satisfaction Score (Scale: 6 is high; 1 is low)
Provides compelling worship	4.8
Provides strong programs for children	4.8
Helps me understand the Bible in depth	4.7
Incorporates Communion	4.6
Help develop personal relationship with Christ	4.6
Provides chance to serve those in need	4.5
Encourages me to take responsibility for my growth	4.5
Provides chance to grow with others	4.5
Challenges me to grow	4.4
Empowers me to go out "on my own"	4.4

Church Needs (Ranked in order from high to low)	Satisfaction Score (Scale: 6 is high; 1 is low)
Church leaders model how to grow	4.4
Promotes a strong serving culture	4.3
Helps me feel like I belong	4.2
Provides clear pathway to guide growth	4.2
Inspires a sense of church ownership	4.1
Encourages accountability	4.1
Helps me develop prayer life	4.0
Sets clear expectations	4.0
Helps me in my time of emotional need	4.0

Based on your church sample size of 587

What Your People Say are the Top Five Priorities for Fellowship Bible Church

Priority Ranking	Top Five Church Priorities (Based on Level of Importance and Satisfaction)	Importance Score (Scale: 6 is high; 1 is low)	Satisfaction Score (Scale: 6 is high; 1 is low)	Priority Score*	
1	Helps me develop prayer life	5.1	4.0	5.2	Highest Priority
2	Help develop personal relationship with Christ	5.5	4.6	5.2	
3	Church leaders model how to grow	5.3	4.4	5.2	
4	Helps me understand the Bible in depth	5.6	4.7	4.7	
5	Provides clear pathway to guide growth	5.0	4.2	4.4	

* **Priority Score:** This score merges importance and satisfaction together to rank order your congregation's view of the church's highest priorities for action. The higher the score, the greater the sense of urgency for change. (Priority Score Calculation: Importance less Satisfaction X Importance)

Based on your church sample size of 587

Note: See note page below for more detail on the Priority Score.

Fellowship Bible Church

What Your People Want Most from the Senior Pastor

Senior Pastor Activities (In order of Importance)	Importance Score (Scale: 6 is high; 1 is low)
Provides sound doctrine rooted in biblical accuracy	5.8
Models and reinforces how to grow spiritually	5.6
Preaches inspiring sermons	5.4
Challenges congregants to grow and take next steps	5.4
Creates a welcoming, open and friendly environment	5.4
Casts a vision that captures your heart	5.3
Attracts, develops and motivates various ministry leadership teams	5.0
Promotes and creates enthusiasm for serving activities	5.0
Provides guidance to individuals on spiritual development	5.0

Senior Pastor Activities (In order of Importance)	Importance Score (Scale: 6 is high; 1 is low)
Identifies and encourages the use of congregants' gifts and talents	4.8
Helps ensure the church is financially stable	4.8
Maintains harmony	4.8
Ministers to the sick, dying and bereaved	4.6
Counsels people facing major decisions	4.5
Is involved in issues of global significance	4.0
Motivates congregants to recruit new members	4.0
Is a recognized voice in the community	4.0

Based on your church sample size of 587

Fellowship Bible Church

What Your People Say the Senior Pastor Does Best

Senior Pastor Activities (Ranked in order from high to low)	Satisfaction Score (Scale: 6 is high; 1 is low)
Provides sound doctrine rooted in biblical accuracy	5.4
Preaches inspiring sermons	5.3
Creates a welcoming, open and friendly environment	4.9
Challenges congregants to grow and take next steps	4.9
Models and reinforces how to grow spiritually	4.8
Casts a vision that captures your heart	4.8
Promotes and creates enthusiasm for serving activities	4.6
Helps ensure the church is financially stable	4.6
Attracts, develops and motivates various ministry leadership teams	4.6

Senior Pastor Activities (Ranked in order from high to low)	Satisfaction Score (Scale: 6 is high; 1 is low)
Motivates congregants to recruit new members	4.5
Ministers to the sick, dying and bereaved	4.4
Is involved in issues of global significance	4.4
Identifies and encourages the use of congregants' gifts and talents	4.4
Provides guidance to individuals on spiritual development	4.4
Is a recognized voice in the community	4.4
Maintains harmony	4.3
Counsels people facing major decisions	4.3

Based on your church sample size of 587

Fellowship Bible Church

What Your People Say are the Top Five Priorities for the Senior Pastor

Priority Ranking	Senior Pastor Activities (Based on Level of Importance and Satisfaction)	Importance Score (Scale: 6 is high; 1 is low)	Satisfaction Score (Scale: 6 is high; 1 is low)	Priority Score*	
1	Models and reinforces how to grow spiritually	5.6	4.8	4.5	Highest Priority
2	Challenges congregants to grow and take next steps	5.4	4.9	3.1	
3	Provides guidance to individuals on spiritual development	5.0	4.4	2.9	
4	Casts a vision that captures your heart	5.3	4.8	2.9	
5	Creates a welcoming, open and friendly environment	5.4	4.9	2.4	

* **Priority Score:** This score merges importance and satisfaction together to rank order your congregation's view of the senior pastor's highest priorities for action. The higher the score, the greater the sense of urgency for action. (Priority Score Calculation: Importance less Satisfaction X Importance)

Based on your church sample size of 587

Note: See note page below for more detail on the Priority Score.

Overall Satisfaction with the Church's Role in Spiritual Growth and the Senior Pastor

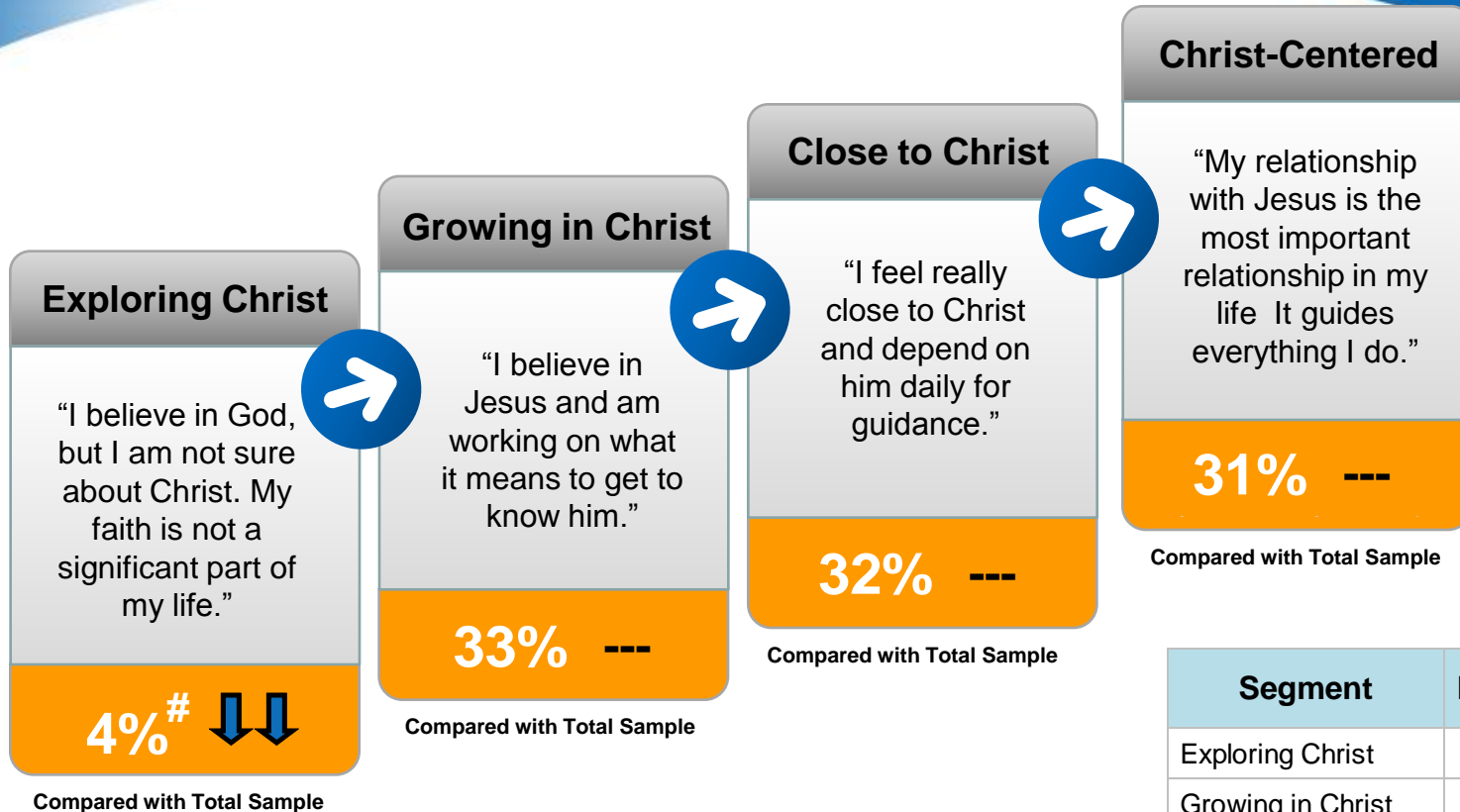
Spiritual Continuum		Overall Satisfaction with the Church's Role in Spiritual Growth <i>(top two boxes)</i>	Overall Satisfaction with the Senior Pastor's Effectiveness* <i>(top two boxes)</i>
Segment	Base Size		
Total	587	48%	72%
Exploring Christ	25 [#]	36% [#]	80% [#]
Growing in Christ	195	48%	74%
Close to Christ	187	51%	71%
Christ-Centered	180	45% ↓	69%
[#] Low sample size			

* **Note:** No database comparison available at this time.

REVEAL's Spiritual Growth Report for Fellowship Bible Church

- **Spiritual Continuum Profile**
- **Catalysts of Spiritual Growth**
 - Spiritual Beliefs and Attitudes
 - Organized Church Activities
 - Personal Spiritual Practices
 - Spiritual Activities with Others
- **Barriers to Spiritual Growth**
 - Stalled
 - Dissatisfied

Fellowship Bible Church's Spiritual Continuum Profile



Segment	Base Size
Exploring Christ	25 [#]
Growing in Christ	195
Close to Christ	187
Christ-Centered	180
[#] Low sample size	

REVEAL Identifies Four Categories of Spiritual Catalysts That Advance Spiritual Growth

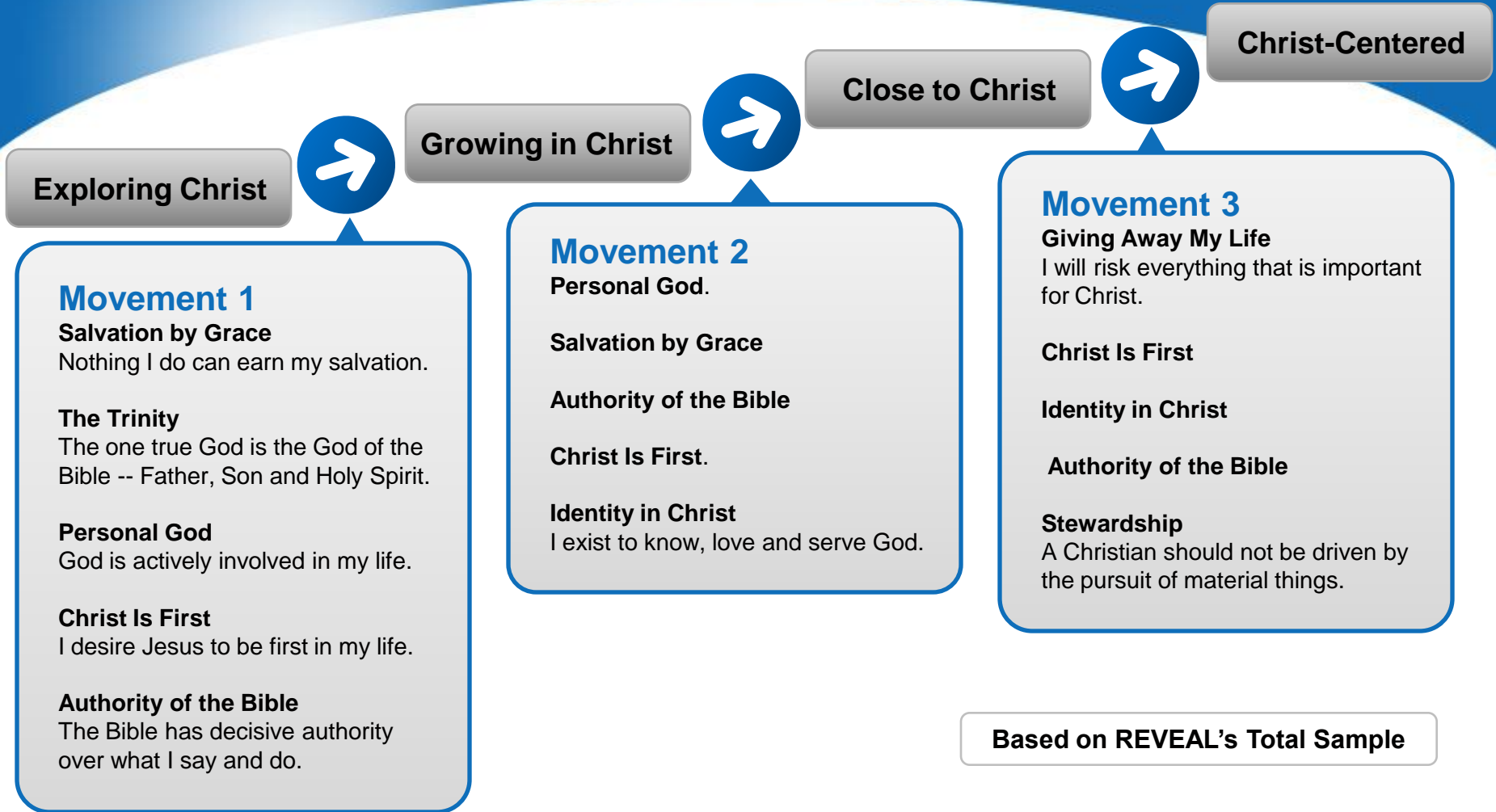


- Spiritual Beliefs and Attitudes
- Organized Church Activities
- Personal Spiritual Practices
- Spiritual Activities with Others



Based on REVEAL's Total Sample

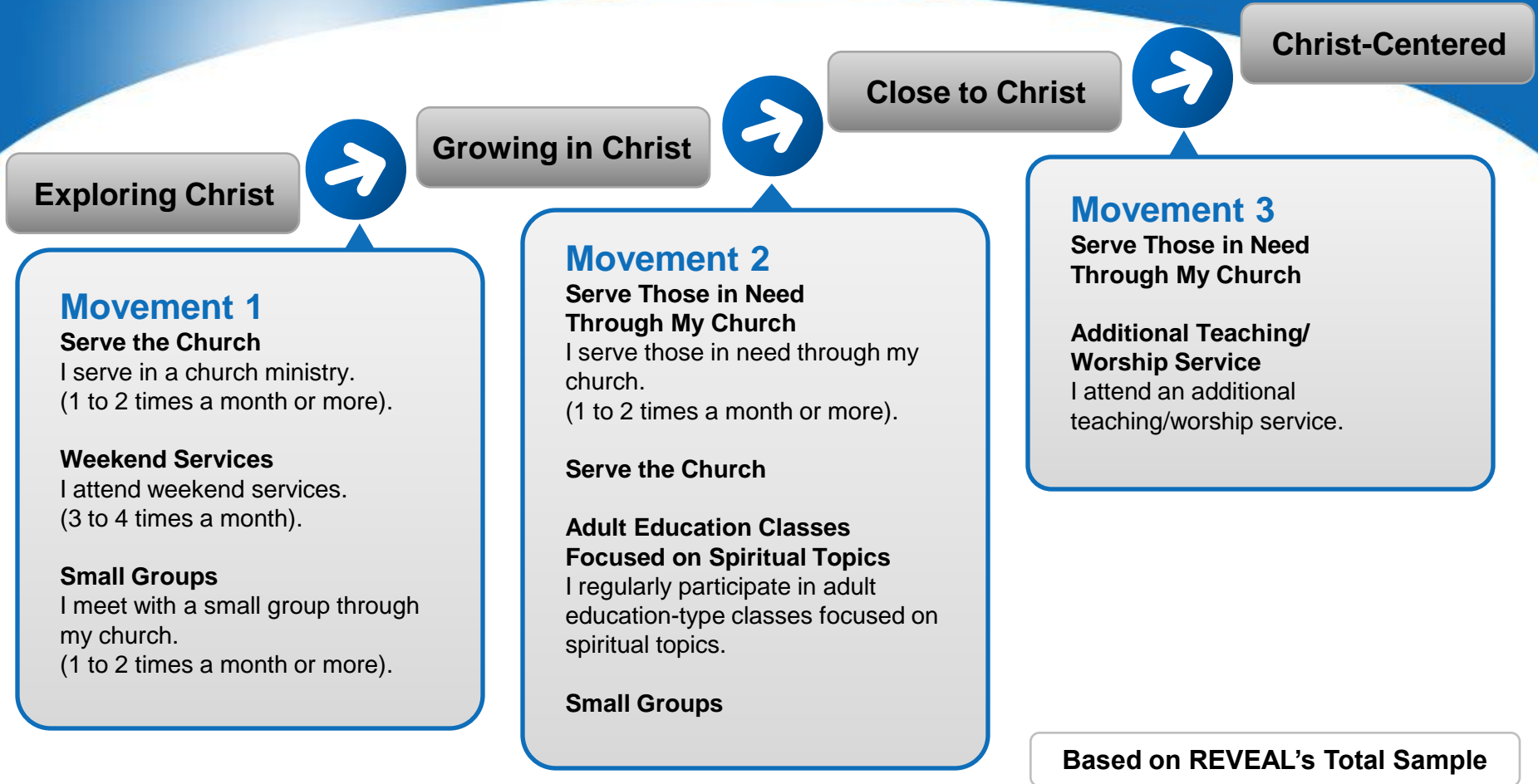
REVEAL Identifies Eight Core Beliefs and Attitudes Critical to Spiritual Growth



Fellowship Bible Church's Spiritual Beliefs and Attitudes

Key Spiritual Beliefs And Attitudes (top box)	Total	Exploring Christ	Growing in Christ	Close to Christ	Christ- Centered
Base Size	587	25 [#]	195	187	180
Salvation by Grace	78%	20% [#]	67%	83%	92%
Trinity	91%	56% [#]	87%	93%	98%
Personal God	74%	28% [#]	53%	86%	91%
Christ is First	72%	52% [#]	53%	72%	94%
Authority of the Bible	60%	12% [#]	37%	71%	81%
Identity in Christ	61%	36% [#]	45%	61%	83%
Stewardship	41%	32% [#]	28%	41%	57%
Giving Away My Life	25%	20% [#]	14%	26%	38% ↓
[#] Low sample size					

REVEAL Identifies Six Organized Church Activities That Advance Spiritual Growth



Fellowship Bible Church's Participation with Organized Church Activities

Participation	Total	Exploring Christ	Growing in Christ	Close to Christ	Christ-Centered
Base Size	587	25 [#]	195	187	180
Weekend Services <i>(3 to 4 times per month)</i>	83%	46% [#]	82%	84%	88%
Small Groups <i>(1 to 2 times a month or more)</i>	61%	24% [#]	56%	65%	66%
Serving at the Church <i>(1 to 2 times a month or more)</i>	47%	24% [#]	36% ↓	49%	61%
Serving Those in Need Through my Church <i>(1 to 2 times a month or more)</i>	21%	12% [#]	10% ↓	24%	31%
[#] Low sample size					

Fellowship Bible Church's Satisfaction with Organized Church Activities

Satisfaction		Total	Exploring Christ	Growing in Christ	Close to Christ	Christ-Centered
Weekend Services	Base Size	543	24 [#]	179	171	169
	Top 2 Box (Percent)	68%	58% [#]	70%	68%	68%
Small Groups	Base Size	366	6 [#]	114	122	124
	Top 2 Box (Percent)	56%	83% [#]	53%	61%	54%
Serving at the Church	Base Size	339	7 [#]	88	114	130
	Top 2 Box (Percent)	46% ↓	43% [#]	33% ↓	48% ↓	53%
Serving Those in Need Through my Church	Base Size	318	9 [#]	91	101	117
	Top 2 Box (Percent)	40%	33% [#]	29% ↓	43%	47%
# Low sample size						

Fellowship Bible Church

What Your People Say are the Top Five Priorities for Weekend Services

Priority Ranking	Top Five Priorities for Weekend Services (Based on level of importance and satisfaction)	Importance Score (Scale: 6 is high; 1 is low)	Satisfaction Score (Scale: 6 is high; 1 is low)	Priority Score*	
1	Helps me apply Scripture to everyday life	5.7	5.1	3.5	Highest Priority
2	In-depth study of the Bible	5.4	4.9	2.6	
3	Challenging and thought-provoking	5.5	5.1	2.5	
4	Provides "next steps" to do in response to the service	5.0	4.7	1.6	
5	Frequent use of Scripture	5.6	5.3	1.5	

* **Priority Score:** This score merges importance and satisfaction together to rank order your congregation's view of the highest priorities for change in Weekend Services. The higher the score, the greater the sense of urgency for change. (Priority Score Calculation: Importance less Satisfaction X Importance)

Based on your church sample size of 543

Note: See note page below for more detail on the Priority Score.

Fellowship Bible Church

What Your People Say are the Top Five Priorities for Small Groups

Priority Ranking	Top Five Small Group Priorities (Based on Level of Importance and Satisfaction)	Importance Score (Scale: 6 is high; 1 is low)	Satisfaction Score (Scale: 6 is high; 1 is low)	Priority Score*	Highest Priority
1	Holds me accountable to lead a Christian life	5.2	4.5	3.6	
2	A “trustful” atmosphere for me to admit my shortcomings and mistakes	5.4	4.9	2.3	
3	Provides in-depth study of the Bible	5.2	4.8	2.2	
4	Safe place to process the issues I am facing in my life	5.3	4.9	1.8	
5	Place where I can develop genuine friendships	5.3	5.0	1.7	

* **Priority Score:** This score merges importance and satisfaction together to rank order your congregation’s view of the highest priorities for change in Small Groups. The higher the score, the greater the sense of urgency for change. (Priority Score Calculation: Importance less Satisfaction X Importance)

Based on your church sample size of 366

Note: See note page below for more detail on the Priority Score.

Fellowship Bible Church

What Your People Say are the Top Five Priorities for Serving at the Church

Priority Ranking	Top Five Priorities for Serving at the Church (Based on Level of Importance and Satisfaction)	Importance Score (Scale: 6 is high; 1 is low)	Satisfaction Score (Scale: 6 is high; 1 is low)	Priority Score*	
1	Allows me to use and develop my spiritual gifts	5.1	4.6	2.5	Highest Priority
2	Provides easy access and clear instructions for serving experience	4.7	4.6	0.7	
3	Provides community and connection for me	4.9	4.7	0.7	
4	Allows me to contribute to vision and mission of my church	4.9	4.8	0.2	
5	Provides wide range of serving experiences	4.5	4.5	0.1	

* **Priority Score:** This score merges importance and satisfaction together to rank order your congregation's view of the highest priorities for change in Serving at the Church. The higher the score, the greater the sense of urgency for change. (Priority Score Calculation: Importance less Satisfaction X Importance)

Based on your church sample size of 339

Note: See note page below for more detail on the Priority Score.

Fellowship Bible Church

What Your People Say are the Top Five Priorities for Serving Those in Need at Your Church

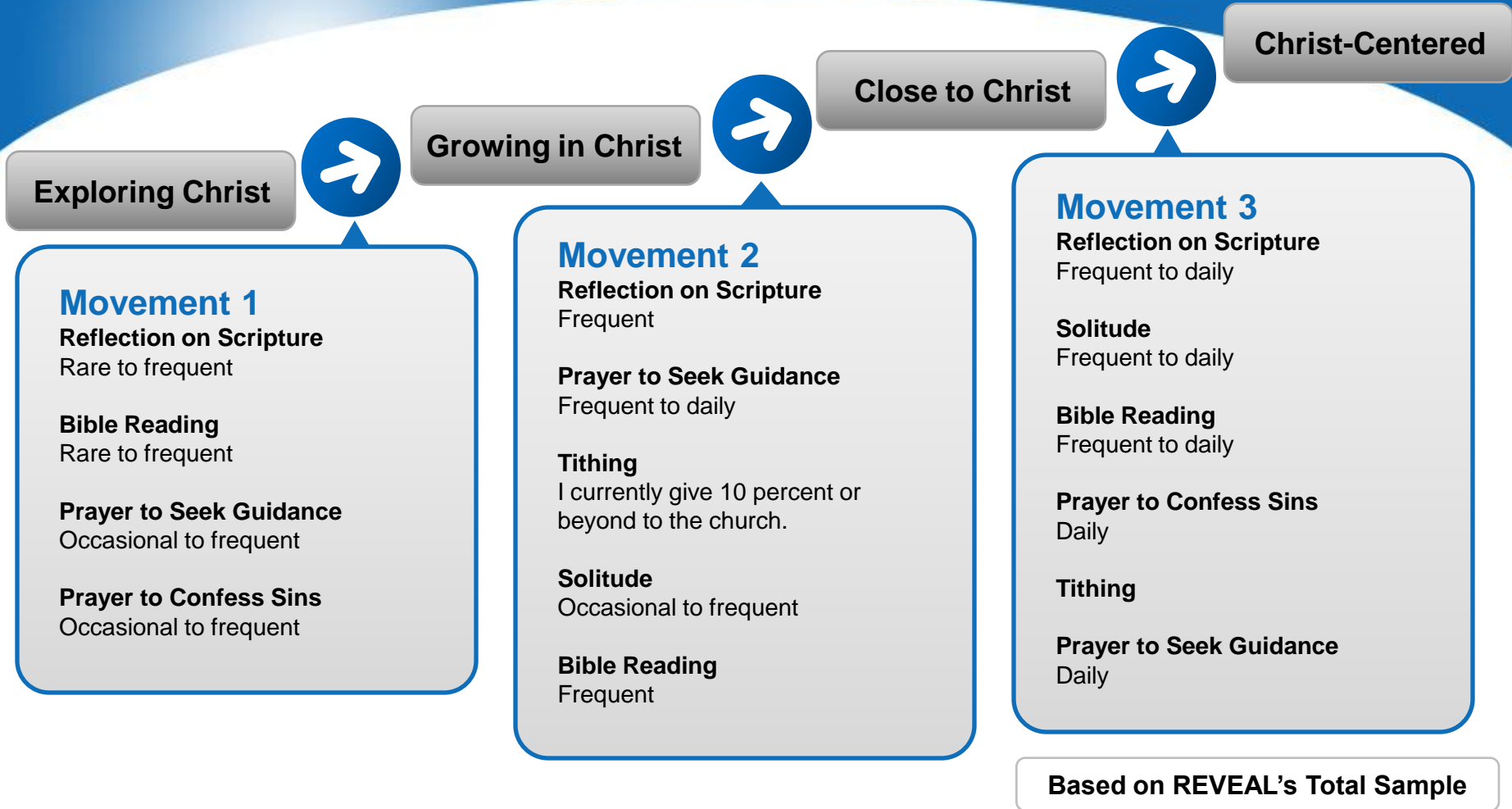
Priority Ranking	Top Five Priorities for Serving Those in Need Through Your Church (Based on Level of Importance and Satisfaction)	Importance Score (Scale: 6 is high; 1 is low)	Satisfaction Score (Scale: 6 is high; 1 is low)	Priority Score*	
1	Allows me to use and develop my spiritual gifts	4.9	4.5	1.6	Highest Priority
2	Gives me an opportunity to serve in an area I'm passionate about	4.8	4.6	1.4	
3	Allows me to directly help those in need	4.9	4.7	1.0	
4	Provides easy access and clear instructions for serving experience	4.7	4.5	0.9	
5	Provides opportunity to be spiritually challenged	4.7	4.7	0.0	

* **Priority Score:** This score merges importance and satisfaction together to rank order your congregation's view of the highest priorities for change in Serving Those in Need. The higher the score, the greater the sense of urgency for change. (Priority Score Calculation: Importance less Satisfaction X Importance)

Based on your church sample size of 318

Note: See note page below for more detail on the Priority Score.

REVEAL Identifies Six Personal Spiritual Practices That Advance Spiritual Growth



Fellowship Bible Church's Personal Spiritual Practices

Personal Spiritual Practices	Total	Exploring Christ	Growing in Christ	Close to Christ	Christ-Centered
Base Size	587	25 [#]	195	187	180
Reflection on Scripture <i>(daily)</i>	28% ↑	16% [#]	7%	33% ↑	47%
Bible Reading <i>(daily)</i>	24%	4% [#]	10%	27%	38%
Prayer to Seek Guidance <i>(daily)</i>	55%	16% [#]	38%	63%	69%
Prayer to Confess Sins <i>(daily)</i>	35%	24% [#]	22%	39%	45%
Solitude <i>(several times per week or more)</i>	56% ↑	36% [#]	35%	66%	70%
Tithing <i>(10% or more)</i>	29% ↓	0% [#]	22% ↓	33% ↓	36% ↓
[#] Low sample size					

How Your People Connect with God Through Scripture

Most Important Activities Connecting with God Through Scripture	Total	Exploring Christ	Growing in Christ	Close to Christ	Christ-Centered
Base Size	587	25 [#]	195	187	180
Discuss Scripture w/small group	52%	32% [#]	51%	54%	53%
Scripture explained by teacher	49%	60% [#]	54%	50%	41%
Reflect in unstructured way	34%	24% [#]	31%	32%	41%
Study books of the Bible	34%	16% [#]	29%	35%	40%
Search Scripture for guidance	32%	44% [#]	28%	30%	36%
Discuss Scripture with friend/mentor	32%	12% [#]	30%	28%	40%
Use scriptural materials to help me	27%	20% [#]	28%	28%	26%
Study topics supported by the Bible	21%	36% [#]	23%	25%	12%
[#] Low sample size					

People selected three activities that were “most important to your experience of connecting with God through Scripture.”

Note: No database comparison available at this time.

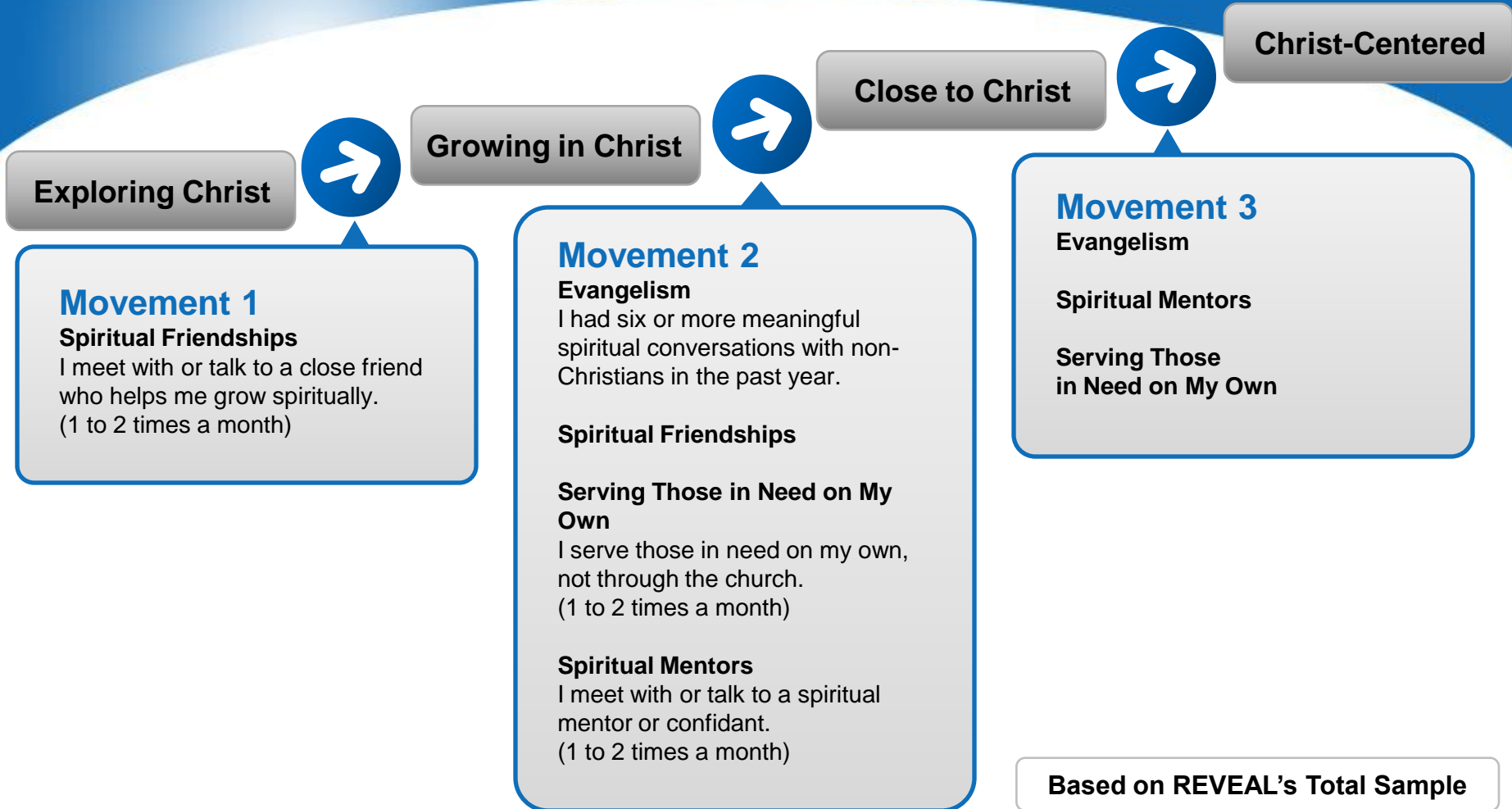
How Your People Connect with God Through Prayer

Importance of Activities Centered on Prayer	Total	Exploring Christ	Growing in Christ	Close to Christ	Christ-Centered
Base Size	587	25 [#]	195	187	180
Gratitude for blessings	58%	68% [#]	69%	59%	44%
Seek direction for decision	52%	92% [#]	61%	44%	45%
Ongoing dialogue with God	40%	16% [#]	25%	50%	50%
Pray in earnest for others	40%	24% [#]	39%	42%	41%
Confess sins	36%	44% [#]	37%	35%	34%
Praise God's greatness	32%	12% [#]	23%	33%	43%
Ask God for what I need	13%	20% [#]	16%	8%	14%
Time of solitude to hear God	13%	16% [#]	13%	12%	14%
Respond to Scripture	12%	4% [#]	12%	12%	12%
[#] Low sample size					

People selected three activities that were “most important to your experience of connecting with God through prayer.”

Note: No database comparison available at this time.

REVEAL Identifies Four Spiritual Activities with Others That Advance Spiritual Growth



Fellowship Bible Church's Participation in Key Spiritual Activities With Others

Spiritual Activities with Others	Total	Exploring Christ	Growing in Christ	Close to Christ	Christ-Centered
Base Size	587	25 [#]	195	187	180
Spiritual Friendships <i>(once or more per month)</i>	62%	28% [#]	45%	72%	76%
Evangelism <i>(6+ conversations per year)</i>	29%	8% [#]	15%	35%	41%
Serving those in need on my own <i>(once or more per month)</i>	43%	24% [#]	25%	55% ↑	54%
Spiritual Mentors <i>(once or more per month)</i>	37% ↑	4% [#]	26% ↑	45% ↑	44%
[#] Low sample size					

How Your People Encourage Spiritual Growth with Non-Christians

Most Frequent Evangelism Activities (at least monthly)	Total	Exploring Christ	Growing in Christ	Close to Christ	Christ-Centered
Base Size	587	25 [#]	195	187	180
Talk about spiritual issues	71%	60% [#]	62%	77%	77%
Talk about praying for them	71%	44% [#]	60%	80%	77%
Display Christian symbols	64%	44% [#]	62%	65%	69%
Try to learn about their spiritual life	58%	40% [#]	44%	66%	67%
Share my story of faith	47%	24% [#]	34%	52%	59%
Challenge to take next step	38%	36% [#]	24%	40%	52%
Invite them to gatherings	35%	28% [#]	29%	38%	40%
Invite to church events	31%	24% [#]	23%	34%	37%
Give Christian books, music	24%	16% [#]	11%	28%	33%
Invite to support program	16%	12% [#]	12%	16%	19%
[#] Low sample size					

Note: No database comparison available at this time.

Across All Churches Surveyed, We Found Two Major Categories of Barriers to Spiritual Growth

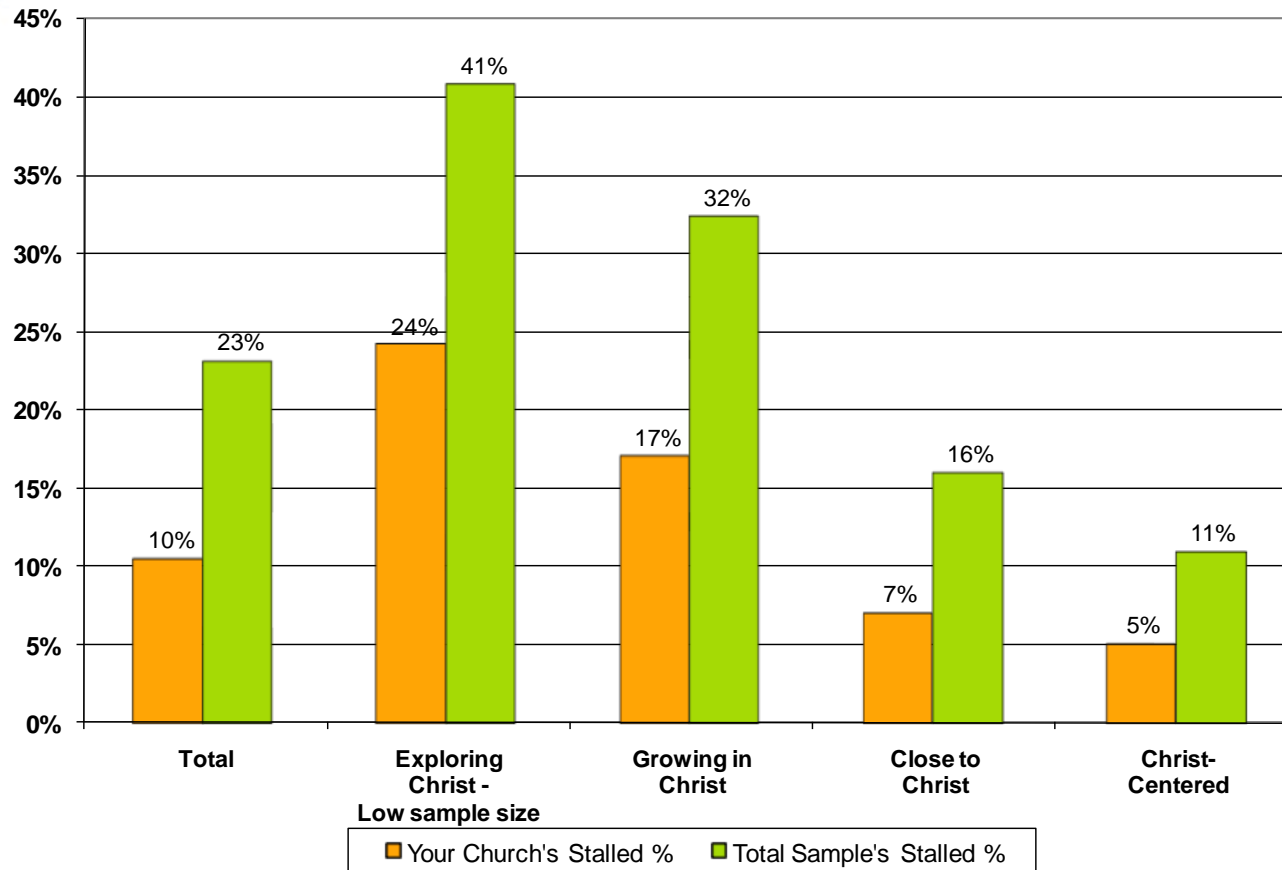
1. "I Am Stalled Spiritually"

- More than one out of five people (23%) in the Total Sample reported that they are *currently* “stalled” in their spiritual growth.
- Virtually all people say that they were “stalled” at some point in their spiritual development.

2. "My Church Is Letting Me Down"

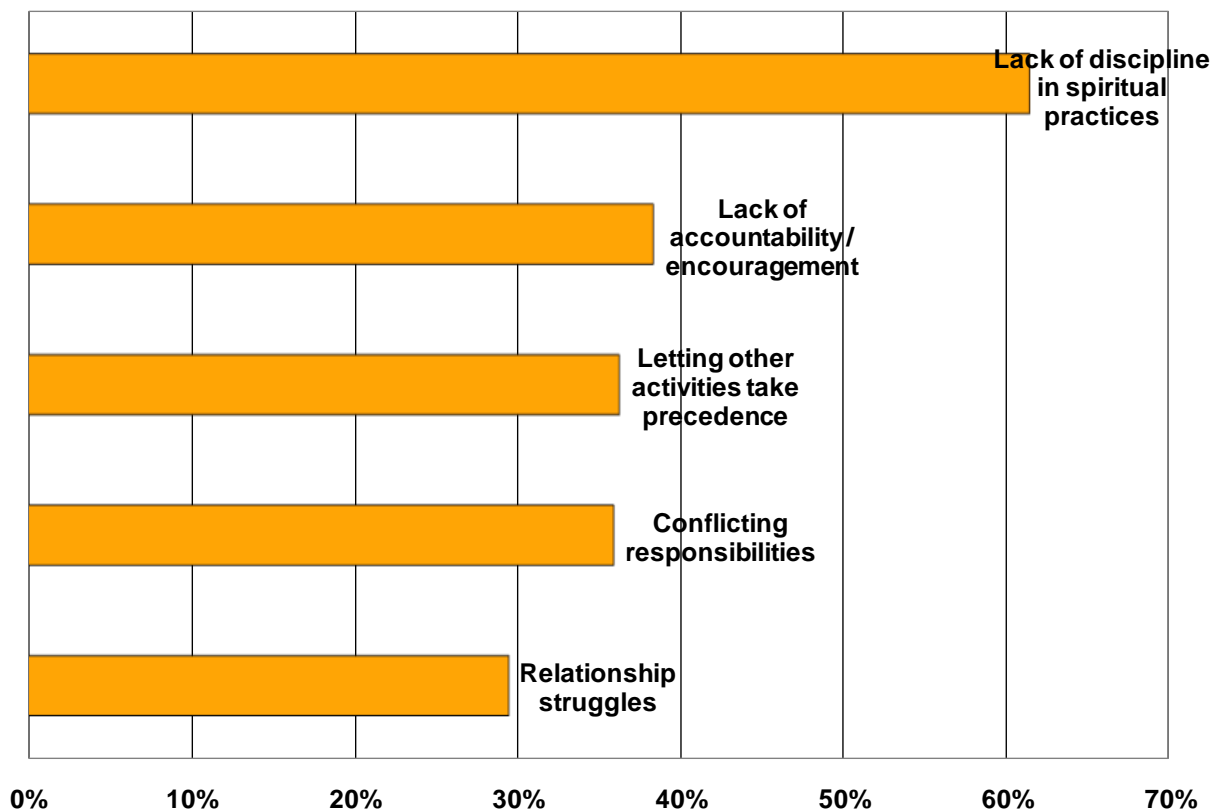
- Almost one out of five (17%) in the Total Sample are “dissatisfied” with the role their church plays in helping them grow spiritually.
- These “dissatisfied” people are found across all the segments of the spiritual continuum.

Fellowship Bible Church's Stalled Profile



Based on your church sample size of 587

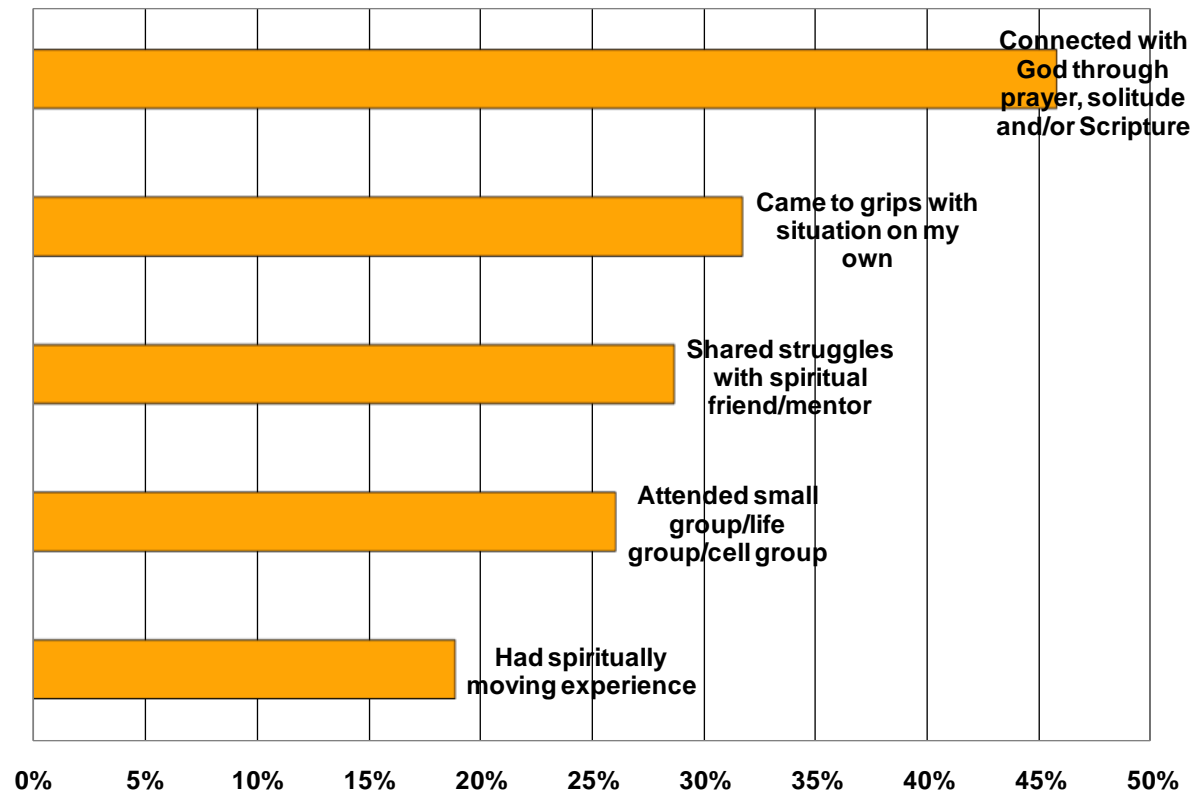
Top Five Reasons Why People Have Stalled Spiritually at Your Church



Based on your church sample size of 325

Note: No database comparison available at this time.

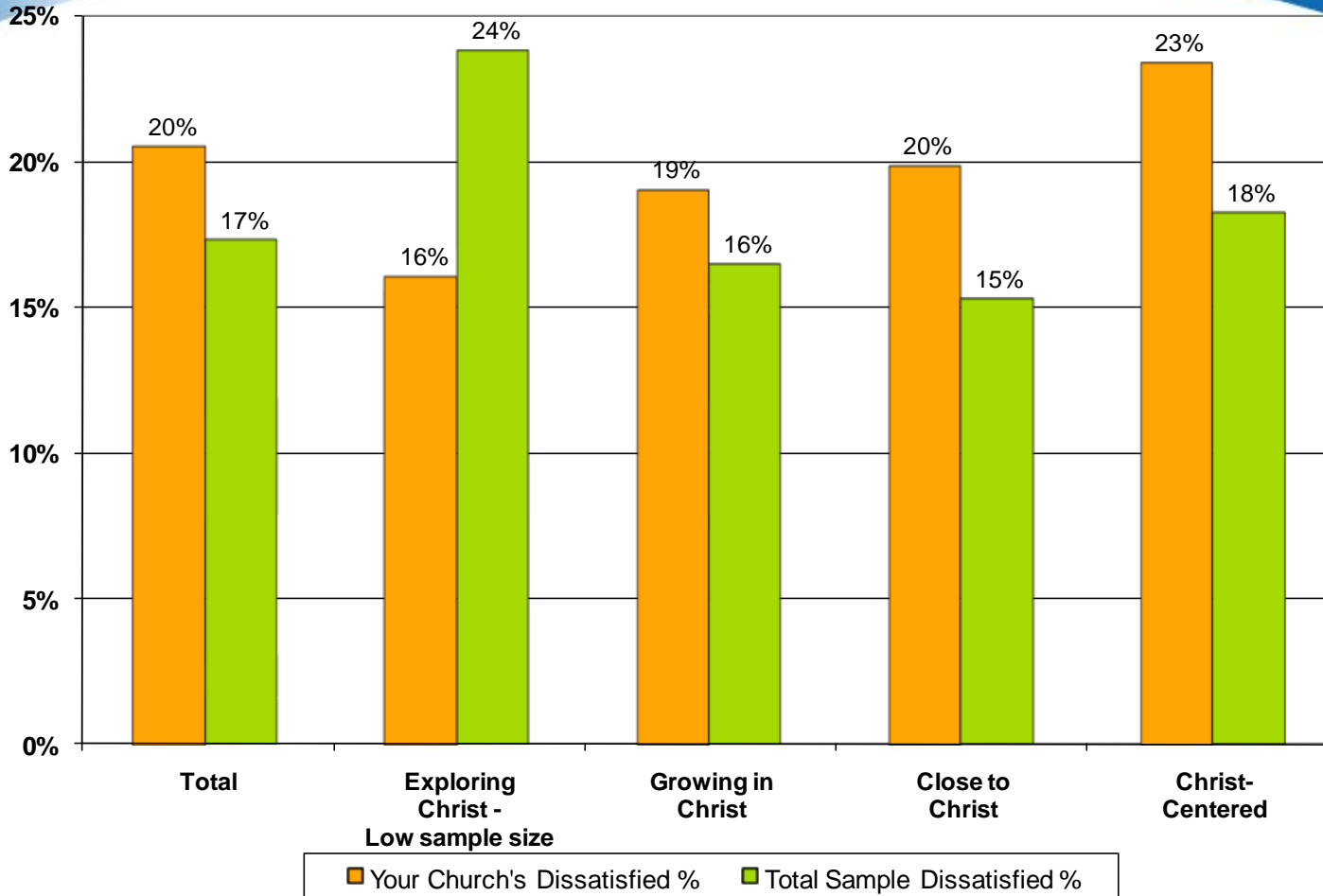
Top Five Ways Your People Became “Un-Stalled”



Based on your church sample size of 264

Note: No database comparison available at this time.

Fellowship Bible Church's Dissatisfied Profile



Fellowship Bible Church

What Your Dissatisfied People Say Are the Top Priorities for Your Church

Priority Ranking	Top Five Priorities for the Dissatisfied (Based on level of importance and satisfaction)	Importance Score (Scale: 6 is high; 1 is low)	Satisfaction Score (Scale: 6 is high; 1 is low)	Priority Score*	
1	Church leaders model how to grow	5.3	3.0	12.2	Highest Priority
2	Help develop personal relationship with Christ	5.4	3.2	12.1	
3	Helps me feel like I belong	4.9	2.7	11.0	
4	Helps me understand the Bible in depth	5.4	3.4	10.6	
5	Helps me in my time of emotional need	4.8	2.7	10.2	

* **Priority Score:** This score merges importance and satisfaction together to rank order view of the **dissatisfied people** in your congregation regarding the highest priorities for change in your church. The higher the score, the greater the sense of urgency for change. (Priority Score Calculation: Importance less Satisfaction X Importance)

Based on your church sample size of 120

Note: See note page below for more detail on the Priority Score.

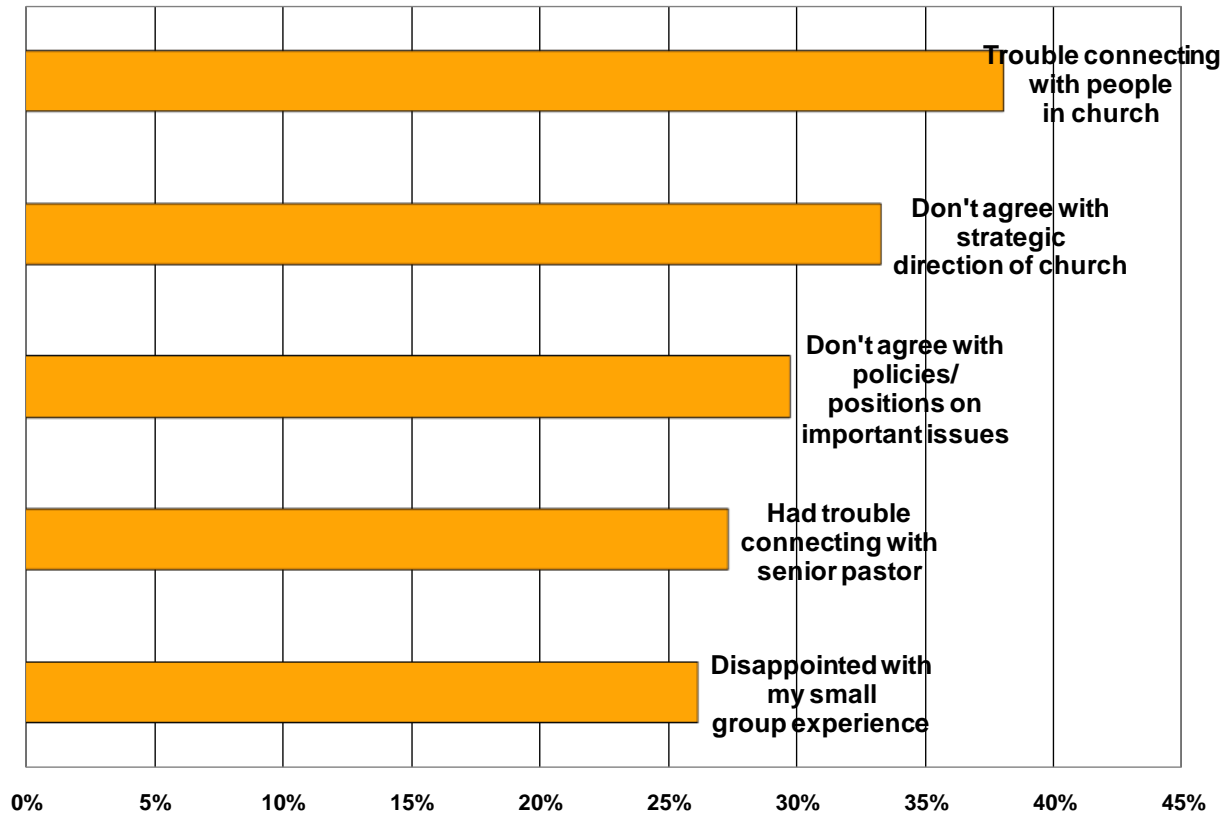
Who Is Most Likely to Leave Your Church?

Four Spiritual Continuum Segments = 100% of Your Church

Two Satisfaction Levels = 100% of Your Church

Spiritual Continuum		% of Your Church's Total Sample	% Who Are "Unsure, Probably or Definitely Leaving the Church"
Segment	Base Size		
Total Church Sample		100%	14% ↑
Exploring Christ		4% [#]	24% [#]
Growing in Christ		33%	14% ↑
Close to Christ		32%	13% ↑
Christ-Centered		31%	14%
Dissatisfied		20%	51% ↑
Satisfied		80%	5%
[#] Low sample size			

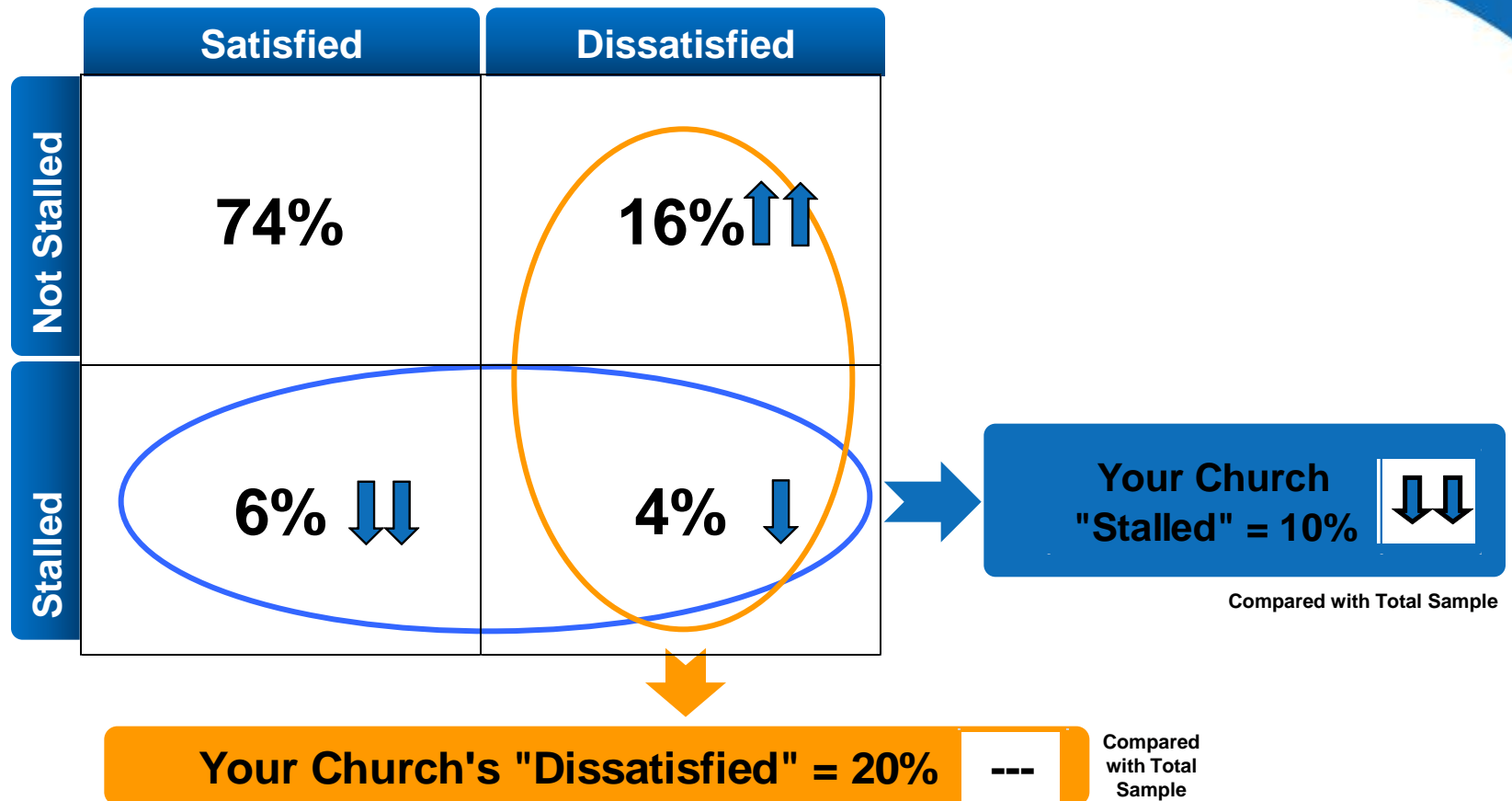
Top Five Reasons Why People Say They May Leave Fellowship Bible Church



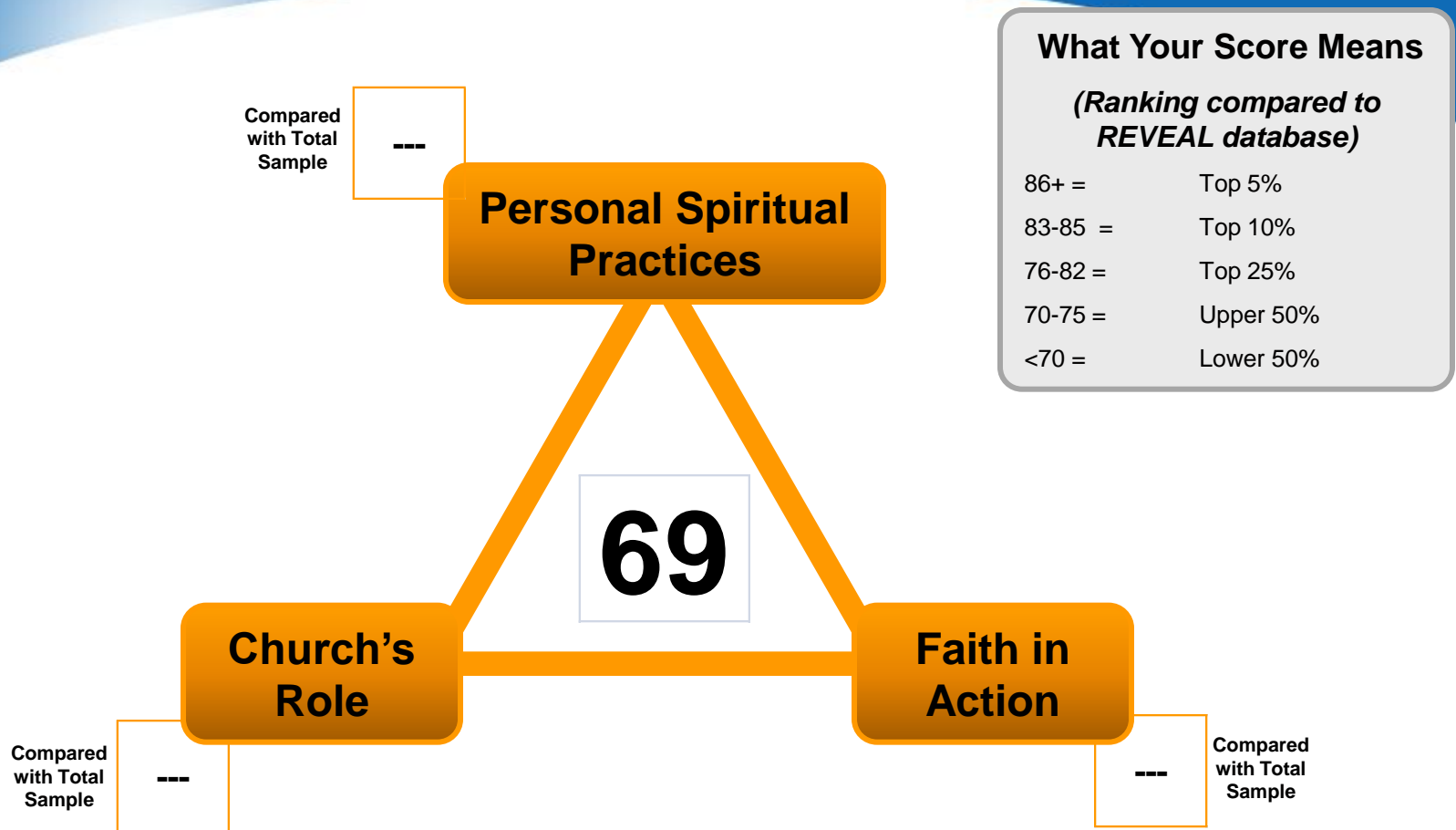
Based on your church sample size of 84

Note: No database comparison available at this time.

Overlap Between “Stalled” and “Dissatisfied” for Fellowship Bible Church



REVEAL Spiritual Vitality Index for Fellowship Bible Church



Spiritual Vitality Index Observations for Fellowship Bible Church

Personal Spiritual Practices: Observations

Your congregation's personal spiritual practices are close to the average of the total sample of REVEAL churches. Key factors include how many read the Bible, pray and experience solitude on a daily basis. Also, look at how many tithe, e.g. donate 10% or more to the church. As noted in Follow Me, personal engagement with the Bible is a critical spiritual growth catalyst for all people, regardless of their spiritual maturity. So pay special attention to your results on slide #29.

Church's Role: Observations

Your congregation reports a level of satisfaction with the role your church plays in their spiritual growth that is close to the average of the total sample of REVEAL churches. Key factors include their views on how well the church challenges them to grow, provides in-depth Bible teaching, helps them develop a relationship with Christ, and helps them feel like they belong. You can find your Church's Role results on slides #9, #10, and #11.

Faith in Action: Observations

Your congregation reports an average level of participation in faith-based activities compared to the total sample of REVEAL churches. Key factors include the frequency of their serving activities in the church and also for the those in need, as well as evangelistic activities. Another key measure is their agreement with the statement "I am willing to risk everything that's important in my life for Jesus Christ." You can find your Faith in Action results on slides #20, #22, and #33.

REVEAL Summary Observations

- 1. REVEAL's two centerpiece findings are (1) the Spiritual Continuum and (2) the catalysts that drive growth along the Spiritual Continuum.**
 - While individual spiritual growth is neither predictable nor linear, REVEAL has defined a progression of spiritual development that emerges from its large body of findings, now representing over 150,000 individuals.
- 2. A key insight is that our most active evangelists, volunteers and donors come from the most spiritually advanced groups: the Close to Christ and Christ-Centered segments.**
 - Creatively engaging and equipping these groups for outreach activities, like evangelism and serving those in need, will grow them and grow the Kingdom.
- 3. A second key insight is that personal bible study/reflection is the most powerful catalyst of spiritual growth.**
 - This is true across the Spiritual Continuum and cannot be overemphasized.
- 4. There is great variability in the spiritual growth "effectiveness" of churches, based on REVEAL's Spiritual Vitality Index. We also see wide variation in church sizes and styles at either end of the scale.**
 - We would conclude that a small church with limited resources can be as powerful a force in the spiritual development of its people as a large church with significant resources; and also that a large inventory of resources does not guarantee a church's spiritual growth effectiveness.